
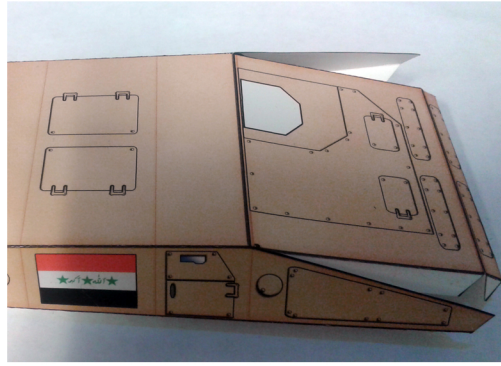
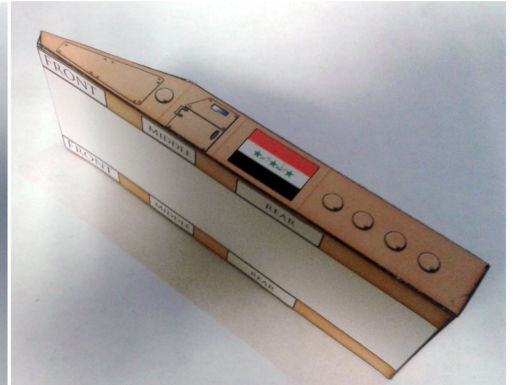



SQUIRMYDAD'S URUTU BUILD

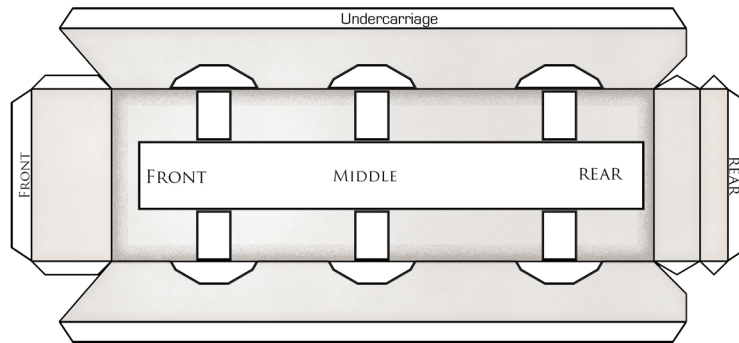
1] Start with the upper hull, glue from the back of the hull to the front.



2] Attach the bottom of the upper hull, make sure the guide boxes labeled "front" are on the tapered end of the hull.



3] Sorry for the lack of a build picture, assemble the undercarriage and attach to the upper hull in the big blank center area. Make sure the front of the undercarriage is on the correct end.



4] The wheel well guards are all different sizes, pay close attention when attaching them to make sure they are in the right spots on the undercarriage.

